



# From The Shop



## The newsletter of the Lehigh Valley Woodworker's Guild

Issue 11.2006

**UPCOMING MEETING INFORMATION..... 1**

**LVWG WOODWORKING CONTEST..... 1**

**TAKE TEN –Q&A.....7**

**TAUNTON BOOKS! NOVEMBER! BRING MONEY! .7**

**AND THE WOODCRAFT WINNER IS.....7**

**DAVE DREHER – OUR FOUNDER. ....7**

**STEERING COMMITTEE MEETING NOTES .....8**

**BUSINESS OPPORTUNITIES FOR MEMBERS .....8**

**HOW LONG HAVE YOU BEEN A WOODWORKER?8**

**VIRTUAL SHOP TOURS! AGAIN!..... 8**

**WOODCENTRAL CONTEST!! ..... 8**

**WOOD SPECIALS..... 9**

**L.V.W.G. CONTACTS..... 9**

**MEMBER’S MART – FOR SALE .....9**

**2006 MEETING CALENDAR:..... 10**

### Upcoming Meeting Information

**Next Meeting: November 21st, 2006 (3<sup>rd</sup> Tuesday!)**

**Location:** Lehigh Co. Senior Center  
1633 Elm Street  
Allentown, PA

### Speakers and topics:

- **Dust Collection – Allen Powell!**
- **Take 10 – 10 minute Q&A**

### LVWG Woodworking Contest.

Members of this guild can be proud of the quality of the projects our fellow members submitted for our first ever woodworking contest. We will set October aside from now on to make that “LVWG Woodworking Contest” meeting month. This is a good time as the weather should not be too severe – as long as it does not rain!

The esteemed and revered (Steamed and veneered?) judges for this even were:

- Ellis Walentine
- Paul Anthony
- Bill Hylton
- Ken Burton
- Craig Bentzley

As I mentioned late in the meeting, how lucky are we to have such a collection of talent in our midst! Thanks, guys! After the judging, the team did a review of what they look for when judging. I will start out with that information, and hope I captured it correctly. I will also state now that I also hope I get all the projects /

creators correct in the photos. Not an easy night to document.

First, based on the items to judge, categories are established. For our items, three were chosen; Furniture, Accessories, and Decorative. Items placed in the latter category are items where visual impact is the more important factor than function.

There are three major aspects that judges look for:

- Design: derivative, engineering proportion, wood type, etc.
- Craftsmanship: all skills required to make the piece, start to finish. Overkill is bad too, with respect to the function of the piece.
- Degree of difficulty: includes scale –small pieces such as a jewelry box, large intricate pieces.

During the judging, there is a process of affirmation between judges. Craftsmanship is more or less objective, but design and degree of difficulty elements are subjective. All of the judges agreed that, by the time they share their opinions, they are generally in agreement with assessments. And now to the work.

### The Furniture Category:

The winner of Furniture and overall winner was Ron Wiley. Yes, we were all surprised too.



**Ron Wiley’s winning walnut table with veneer inlay top. Great design and execution by Ron. Ron advised that he was inspired by the work of Sam Maloof.**

Second place in Furniture belonged to Rick Sergi with a very nicely done blanket chest. A nice touch here

was the fact that, aside from great craftsmanship and a nice job doing hand cut dovetails in oak (Rick said he had fun doing that..), Rick had the inside branded with his own label...



Very nice treatment of the top of Ron's award winner!



Rick speaks to guild members about his challenges in making this great oak blanket chest.



Nice personal touch – Rick has a brand to sign his work.



Harry Kellers third place winner – nice light touch to this piece.

Third place went to Harry Keller with a very nicely done cherry chest.

Not taking anything away from where anyone finished, it must have been a chore to decide the “places” among these three fine entries.


**The Accessories Category:**

First place in Accessories went to Mike Moody for his tea tray with turned bowl. Being a big fan of figured maple, this one caught my eye. The design is elegant, selection of wood was great, and execution was impressive.



Mike Moody's first place accessories category tea tray with turned bowl. If you are getting a black and white printed copy, you are missing a lot on this one. Well deserved winner.

Second place went to Gary Hunchar for his mantle clock. Gary volunteered to have the judges pick this piece apart, and they had many good things to say about this one. Turned posts all looked pretty identical, and edges were crisp and symmetrical. Classic lines, nice little reveal on the top routed edge. Judges remarked that the end grain was handled very well. They liked the finish and perspective. Nice job and a brave guy to ask for open forum feedback.



Second place winner – the mantle clock by Gary Hunchar/ This piece had a little bit if everything in the way of techniques.

Third place went to Ken Dietrich with his very nice quilt rack. I have a problem with it – I could not get a decent photo of it!! But this piece was very nicely done.



**Ken Dietrich's quilt rack. Very nice craftsmanship. A visually simple piece where the detail is in the fine craftsmanship.**

**The Decorative Category:**

This was a real horse race, with 2 second place winners. The first place winner was a fish. WHAT? Ken Muth's pine bass on a walnut plaque was the winner of this category. Nice execution and selection of materials. Would not mind catching one like that. Think Ken likes to fish? Well, if he catches them as well as he carves them, he will never go hungry.



**Very nicely done bass carving by Ken Muth took first place in Decorative. Nice choice of materials and a very nice finish tops off great craftsmanship.**

The first second place winner (is that an oxymoron, or maybe I am a moron..) went to Will Schmidt. Based on the work that Will brings in, he must spend a lot of time digging stuff out of the ground, but his eye for interesting and artistic looking shapes cannot be denied. This piece is no exception.

The second second place winner (this is fun now..) went to Tom Evans with an outdoorsy theme in a plaque carved with deer and vine leaf, and finished in hunter type colors. Between his plaque and his wife's great cake decorations, it is difficult to tell which to hang on the wall and which one to eat! This piece had a definite hunter cabin feel to it and some outdoorsman

friends of mine would love to hang that one on their wall.



**Dig this! Is this a root or what? Do not know, but is certainly is interesting, the finish a perfect complement to the shape and color of the piece. Second place tying piece.**



**Another tough to photograph piece is Tom Evans second place tying piece, a carving done in pine. Photo does not do it justice.**



**Better look at the center detail. Very nice work, Tom!**



**Spalted sycamore and edge plum bowl by John Uhler. Very nicely done entries that took third place in the decorative category.**

In third place was John Uhler's bowls. One crafted from plum and the other spalted sycamore. Very nice work, good choice of materials, and the shape of each seems to work with the materials used.

**The Master Award:**

I think when everyone saw Adolph Schneider's jewelry box, their hearts sank. WOW! What can you say? Well, I think Adolph brought that piece in the spirit of the night's theme and not intending to complete. And the Judges, acknowledging his artisan status, provided a separate category for him – the Master Award. Certainly, there was nothing that could be said about this piece that did not have the word "WOW" in there somewhere. I did find fault to it however – there were fingerprints on the mirror. (Later we had the prints dusted, and they belonged to Andy Anderson, so I retract that fault finding). Adolph, an inspiration to us all, sets a standard that the best of us could only approach and not equal.




Who else but Adolph Schneider? Beautiful in every way (except for my reflection in the mirror!)



Adolph's trademark roses adorn the top of this beautiful jewelry box. My wife will NOT see this newsletter edition – she will want one (and then I'd need to fill it up). Actually, when I got home from the meeting, I printed this photo out and showed it to her.

**Best Work in Progress:**



Art Silva's American white ash workbench base. Shows you that craftsmanship does not need to stop at shop furniture. Very nicely done.

Not to be outdone (as opposed to not-done??), Art Silva brought in a clamp display piece. Or maybe it was a very nicely crafted work bench that Art had to hold together with clamps as it was not quite finished in time for the contest. This is a neat statement – shop fixtures need not receive short shrift. Bravo, King Arthur!

**Honorable Mention:**

Jim Frankenfield's impressive assortment of pens could not be ignored. These are not just pens – the added workmanship that Jim provides to these pens and the choice of materials caught the attention of the judges. Jim does a really nice job with these and the judges responded by acknowledging this work with a Honorable Mention. Nice job, Jim!



Pens, Pens, Pens. All colors and materials. All beautifully done and finished and Jim Frankenfield took Honorable Mention.

Also ran – the field:



Allen Powell and his oak bookcase. Nice piece and took guts for Allen to ask for a critique. Of course, the piece was pretty nice.. so he did not get hammered too bad. Allen Powell brought in an Oak kitchen bookshelf. Nice piece. Allen did not capture an award, but he gets one for asking the judges to critique this piece for the members. The judges looked it over and first they observed that there were curves on the piece. Judges will look at them and ask “how true is the curve?”. An ellipse or curve should conform to a certain geometric standard. If the curves do not have the proper characteristics, they will jump out to the judges. Judges remarked that the hearts, while classic shapes for this style of piece, looked too large for the overall scale of the piece. The scale of the piece was to the judges liking, and the fact that the piece did not use traditional  $\frac{3}{4}$ ” stock, but planed it thinner, was a plus. From an engineering standpoint, the top board has end grain-to-long grain construction, which lacks in strength. Long grain to long grain provides greater strength. Allen said he knew that...(no he didn't, but I bet he wanted to..)



Gary Hunchar contributed this walnut candle holder – very interesting design.



Judges. They can slice, dice, chop, grate, julienne and puree! Ken Burton, Ellis Valentine, Craig Bentzley, Bill Hylton, and Paul Anthony provide informative critique on Allen Powell's kitchen bookcase. We all learned from this. Allen made this piece and sent it to Waveland, Miss, but they sent it back to him.



“I am trying to communicate with the spirit world....” Ron Wiley with one of his non winners (but very nice anyway). Legs are straight on the outside and tapered on the inside. Since Ron is a frugal woodworker and needed money to buy wax for his Harley, two legs are made from Cherry and one from Mahogany he had laying around.



I hope I am correct in crediting Jamie Mulligan with construction of this nice Cherry mirror.



Lou Supina contributed this pipe box for a REAL family heirloom – his grandfather’s pipe! Lou made this case to give the pipe to his grandson. Crafted from Caoba (Mexican mahogany) with 5 coats of French polish.



Ron Wiley corrected the judges by telling them this was a surfboard and not an ironing board. His walnut table which won was inspired by Sam Maloof, but this piece was either inspired by Edith Bunker or Jimmy Buffet.



“Wadda-ya mean I am a bad judge? I voted for you. It was Ellis who didn’t like your ironing board, Ron!” Paul Anthony responds to a disappointed Ron Wiley.

This woodworking contest was fun to attend and educational as well, and I hope the members who took the effort to make and bring projects had fun too. Some folks probably brought items and expected to win and did not, others brought items and did not expect to win and did, but hopefully most brought in items because they are woodworkers who wanted to show their stuff and also help to make the meeting a success.

Members who brought items in were the pioneers of this event and everyone learned from it. The judges did an excellent job in judging, explaining the process, and educating all of us. So, next year, we will know better how to prepare our work for their scrutiny.

Ellis also mentioned that, perhaps for the next contest, we specify a design problem and members try to solve it. Interesting possibility. See the article on the Woodcentral contest later in this issue.



Ellis: “ This is one heck of a nice catfish. It is a catfish, right?”  
 Bill: “ I bet I can design a router jig to fillet this sucker.”  
 Ken: “Oh contraire, mon frere. Mr Valentine advised it is a catfish, not a sucker....”

Ellis, Ken Burton, and Bill Hylton judging Ken Muth’s bass.



Craig: “Ken, please no speaking French around me, OK?”  
 Ken: “Sure, mon ami!”

### Take Ten –Q&A

At the last meeting, there were initially no questions when we opened this session of the meeting. After prodding, there were several. Please do not hesitate to come to our meetings armed with questions.

Q – A member has an Arts and Crafts style home and wants to modify it while preserving the integrity of the style. Where can information be found?

A – Fine Homebuilding magazine and its web site were recommended.

Q – A member has a tool with a 3 phase motor and wants to run it on 220v How do you build a converter?

A – Several members had solutions to this and met with the questioner offline.

Q – Why is the back on a low angle jointer plane reversed from a normal plane, and why would a low angle be any better than a traditional style?

A –Craig Bentzley took this one – low angle planes seem more popular with modern designers. A bevel up plane tends to give more flexibility in terms of adjustability than a bevel down plane. Craig gave examples of this, and a few other members added information.

Q –How do you remove wax from furniture?

A – Gray scotch brite and mineral spirits does the trick.


Q – Is a Drill Doctor worth the Money?

A – There was a bit if discussion on this. A Drill Doctor is essentially a one trick pony – for traditional bits only. It is faster than sharpening by hand.

### Taunton Books! November! Bring money!

Gerry Chiusano advised that the November meeting will be the one where the money will be collected for the bi annual order. No money, no order!! Gerry passed out book lists at the last meeting. Please cooperate on this and pay when ordered. Thanks!

### And the Woodcraft winner is...



Quentin Patterson looks like a happy camper at our October meeting. Gift certificate to the toy store.



And there was no room in last month's newsletter for the September winner, Mike De Roach, so here he is!

### Dave Dreher – our founder.



Dave Dreher stopped by our October meeting. He has a business venture we described in our last newsletter.

An old story, one you have heard before, but one that bears repeating. I personally am so glad that current guild members, at a meeting with a nice turn out, got a chance to meet the man who started it all, Dave Dreher. In 1995, he ran ads in the Morning Call (and we all know how expensive they are..) soliciting members for a woodworking guild. Dave also arranged to have a couple of guys from American Woodworker magazine, then based in Emmaus and published by Rodale, to attend the kick off. As Andy Anderson will relate, Dave is not real comfortable with public speaking, but he rose to the occasion and chaired the kickoff and following meetings. He arranged speakers. He wrote the first newsletters. He was a one man show. We eventually formed a core group of people to assist. Dave moved along to other pursuits. Dave said he did not envision what the guild has become, but anyone who was there and talked to him in the early months of the guild would disagree. I cannot recall all the originals – me, Andy Anderson, Tom Evans, I think

Bob Lindenmuth, Bob Tinsman, Ron Snayberger (now in Florida) are names that come to mind. There were others there who have since gone their own way. It has been 11 years after all. But Dave was excited about the possibilities. And here we are. Thanks, Dave.

Dave now has a business marketing lights of all kinds. Dave's business is called "the Flashlight Guy". Dave has a line of flashlights, camping lanterns, and accessories that you saw a sample of at our last meeting. To show you the type of guy he is, when he dropped by our steering committee meeting last month, he brought a set of VERY pricey clamps that were sent to him as a promo from Irwin. Dave, feeling that these were sent to him due to his former association with our guild, brought these to our meeting to hand over to us, and we will use these as a giveaway. He also gave us a couple of his flashlights to use as a giveaway. Nice gesture from a nice guy.

You can contact Dave or view his products as follows:

[www.stores.ebay.com/theflashlightguy](http://www.stores.ebay.com/theflashlightguy)

Or give him a call at 610-393-6218.

You can also e-mail him at [davedreher@verizon.net](mailto:davedreher@verizon.net)

### **Steering Committee Meeting Notes**

Ron Wiley opened the meeting while eating his dinner.

- Andy Anderson provided a treasurers report which was accepted by the committee.
- Andy also gave a report on Bally Block interactions, both acquiring some butcher block tops for a member and on future acquisitions of block wood.
- Ron reported we are going to try to line up a January speaker. We do have Bill Grumbine for February and assume he will turn something. We will find out more specifics on what he will do and he is always an informative and entertaining presenter.
- Shop aprons are available and Andy will bring more to the next meeting.
- There was mention by Andy about a craft show and perhaps having the guild get some members together to sell their wares. There was discussion about this. The guild charter is not to be in the business of using its name to arrange members selling for profit, but perhaps people with items for sale at craft shows and such can be their own sub team. See below.

### **Business Opportunities for Members**

OK – the guild should be in the business of gathering woodworkers and craft people to learn and share and, perhaps, create a forum to offer knowledge of our avocation to others looking to get started. With respect

to being in the business of "Business", that is not our intention or charter as we see it. Having said that, many of you also do woodworking to make money. And there are many venues available to do that in our area.

If there are members who are interested in selling their wares at local venues, and you want to use the forum of the guild to gather members who would like to sell their wares, we will bring this up as a topic of interest at the next meeting. If there is enough interest, someone should step up as a chair person to bring these people together. Once the team is started, you are more or less on your own with how you manage this activity. Of course, you can use our "opening remarks" and this newsletter as communication forum (Sort of like we market ANY vendor who is in our guild, we would like to know any events that a team of guild members may be working as FYI), but the business aspect of any sub team that would be formed is not guild business. Communication and organization activities of any such team would be done outside of normal guild time and scope. Think about it, and think about if you would like to chair something like this if there is interest.

### **HOW LONG HAVE YOU BEEN A WOODWORKER?**

Ray Winkler, our Woodcraft support guru, thought it would be interesting to determine how long members, collectively, have been involved in woodworking just to see how many YEAR of experience we bring as value to our guild. We will be looking to gather this information in the very near future, so be prepared to fess up.

### **VIRTUAL SHOP TOURS! AGAIN!**

We have had 2 really great presentations on shop tours. One from Ron Wiley and the other from Terry Green. We do NOT want to stop there. While many of us have minimal tools and no formal shop, some others of us do have shops. I used half of my garage for my shop till other "stuff" took my shop space over, but a garage shop that is usable would be great for us to see. You need not come in with 20 photos – even a few shot with perhaps some good ideas are worth sharing. Please consider this. If taking photos is an issue, we can arrange to get shop shots taken. You have our contact numbers!

### **WOODCENTRAL CONTEST!!**

Ellis Valentine advised that members can subject themselves to still more humiliation! Seriously, there is a peppermill contest that will be done on February 15<sup>th</sup>, 2007. This is a neat project as, if you are electing to turn the peppermill (on a lathe, not for the pepper!), you do not need a full sized lathe and this opens the project up to many of us. There is nothing to say that a peppermill needs to be a turned piece either (just gave

away my design idea – I was going to make one out of a dried gourd!). Or maybe they do have to be turned.

In all sincerity, this seems like a good way to have a contest that inspires people to say “ Yeah, I can do that..”. Anyone who does not already know, Woodcentral can be reached at [www.woodcentral.com](http://www.woodcentral.com). The details will likely be well documented. What is Woodcentral? Maybe the picture below will ring a bell....



### Wood Specials

**SHADY LANE TREE FARM**

Louise & Mike Peters  
5220 Shimerville Road  
Emmaus, PA  
610 965-5612 Please call

**FLEETWOOD LUMBER & FLOORING**

BILL BURKERT  
27 Rapp Rd.  
Fleetwood, PA  
610 944-8364 Please call  
**Member discount 5%**

**Bailey Wood Products, Inc.**

441 Mountain Rd.  
RD#2 Box 38  
Kempton, PA  
610 756-6827

**Woodcraft**

Pkwy Shopping Ctr.  
1534 Lehigh St.  
Allentown, Pa.,18103

### L.V.W.G. Contacts

Founded in 1995 by:	Dave Dreher
<b>Steering Committee Chairman:</b>	
Ron Wiley	610-682-0525
<b>Newsletter:</b>	
Dan Manturi	484-894-7116
<b>Steering Committee Support:</b>	
Ray Winkler	
<b>Distribution / Mail list:</b>	
Quentin Patterson	610-253-1402
<b>Special Projects Manager</b>	
Allen Powell	610-258-5546
<b>Web Site Administrator :</b>	
Lou Supina	215-679-4234
<b>Treasurer:</b>	
Harold Andy Anderson	610-965-4828
<b>Book / Purchase Coordinator</b>	
Gerry Chiusano	610-730-3958
<b>Guild Contact Person – E-mail</b>	
Russ Reinhard	

### Member’s Mart – For Sale

- Andy got the aprons! \$20 per apron. Nice stuff!

**2006 Meeting Calendar:**

<b>Month</b>	<b>Topic</b>	<b>Speaker</b>
<b>September 19th</b>	FESTOOL – Demonstration of products.	Rick Busch – John Schaeffer
<b>October 17th</b>	Woodworking contest	
<b>November 21<sup>st</sup></b>	Dust Collection – and Air Handling Systems.	Allen Powell / Jamie Scott
<b>December 19<sup>th</sup></b>	Holiday Party	
<b>January 16<sup>th</sup></b>		
<b>February 20<sup>th</sup></b>		
<b>March 20<sup>th</sup></b>		
<b>April 17<sup>th</sup></b>	Carving	Phil Alcock – NJ Professional Woodworkers Guild

**NEXT MEETING – Tuesday, November 21st, Starting at 7:30, sharp. Allow time to arrive and be seated before start time.**

**Location: Lehigh Co. Senior Center**

**Topics:**

- Dust Collection – Allen Powell
- Take Ten – 10 minute Q&A problem solver session

Lehigh Valley Woodworkers' Guild  
C/O Dan Manturi  
3801 Spear St  
Bethlehem, PA 18020